



FEL Electronic Mailbox


AUTOMATIC ELECTRONIC Mailbox



FEL Mailbox is automatic mailbox system electronically controlled by a control module; each customer transaction and operation performed by the personnel is recorded on the computer. The locker is designed for the post office, sport club, resident building, university and prison. The FEL mailbox system offers a choice of size and activation modes.

User-Friendly

- ☞ 125kHz Access Control Card
- ☞ Electronic locker will open for any authority person.
- ☞ Choice of three activation modes :
 - Manual open the lock
 - Access Control card to open the lock
 - Octopus (Option)





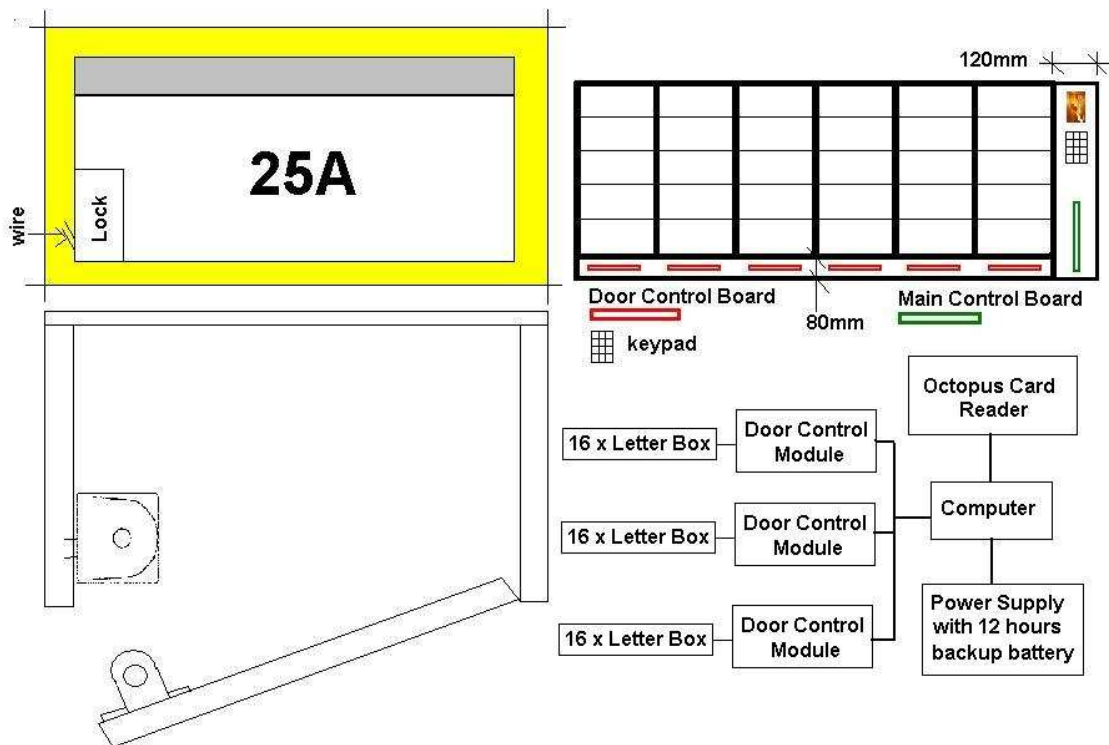
Security

- ☞ All mail box open record on the internal computer.
- ☞ All of lock is product by factory with ISO-9001
- ☞ The battery back-up will switch on automatically in case of main power failure. It can support for 12 hours.
- ☞ All locker status will keep if the power when the back-up battery is failure.

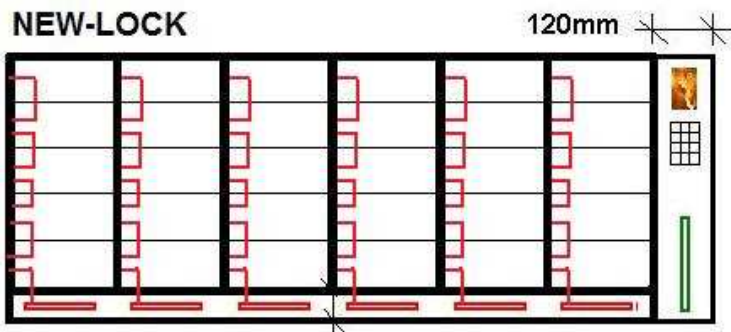
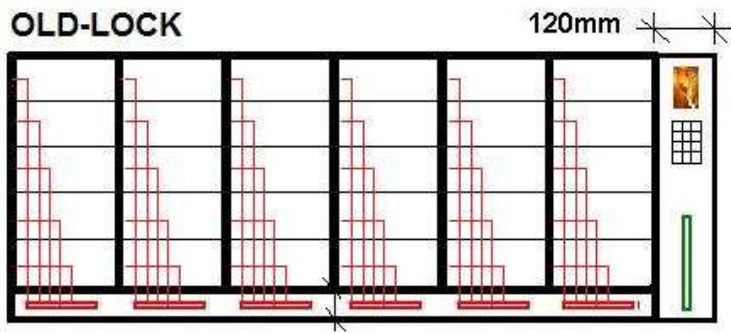
Technical Specifications

- ☞ One access control reader unit is composed of a control module and a combination of the mail box frame. One module can connect with maximum 256 mailbox doors.

Drawing for letter Box



Different of Lock for letter Box



Lock for letter Box



CL0001

适用于安装在各类储物柜上，如保险柜、枪柜、寄物柜等，并适用于移门和内外开门。

- ◆ 分常开、常闭型
- ◆ 分侧入式、前入式安装方式

型号	CL0001
尺寸 (mm)	72.7 x 28.8 x 28.5
电压/消耗电流 (VDC / mA)	12 / 187 ; 24 / 88
安装方式	侧入式/前入式
输出信号	无任何输出信号

